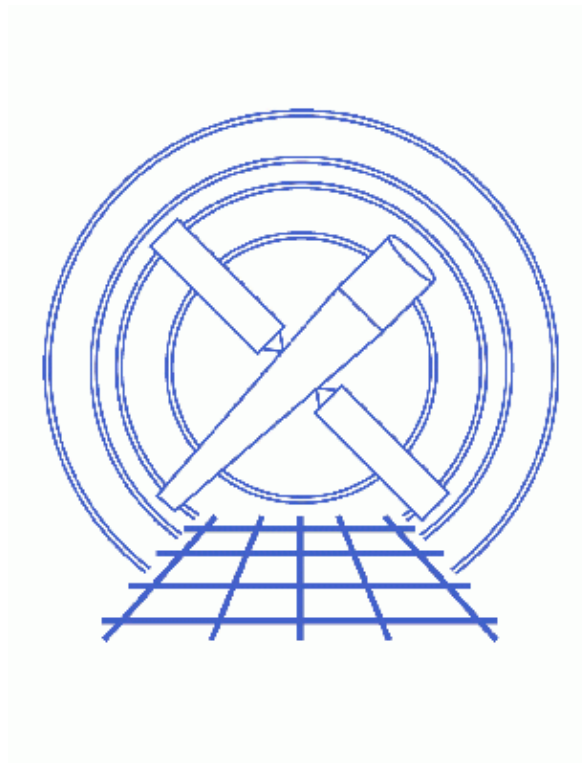


Compute LETG/HRC-I Grating ARFs



CIAO 3.4 Science Threads

Table of Contents

- *Get Started*
- *Determine Orders*
- *Compute the Aspect Histogram (asphist)*
- *Get Source Position (dmlist)*
- *Run mkgarf*
 - A. For row 1, LEG, order = -1
 - B. For row 2, LEG, order = 1
- *Summary*
- *Parameter files:*
 - ◆ asphist
 - ◆ mkgarf
- *History*
- *Images*
 - ◆ PHA2 file displayed in prism
 - ◆ The +1 order plotted over the -1 order

Compute LETG/HRC–I Grating ARFs

CIAO 3.4 Science Threads

Overview

Last Update: 1 Dec 2006 – updated for CIAO 3.4: CIAO version in warning; ChIPS version; parameter file updates for `mkgarf`

Synopsis:

`mkgarf` creates a grating ARF for a particular order and grating of an observation.

Purpose:

To create grating ARFs for an LETG/HRC–I observation.

Read this thread if:

you are working with an LETG/HRC–I observation and intend to model and fit the spectra in *Sherpa*.

Calibration Updates:

- **CALDB v2.17 (1 Oct 2002):** A new HRC QE file (`hrcid1999-07-22qeN0006.fits`) was added to the CALDB. This file will automatically be picked up by the tool `mkgarf` via `ardlib.par`.

Related Links:

- Analysis Guide for Chandra High Resolution Spectroscopy: an in–depth discussion of grating analysis.

Proceed to the HTML or hardcopy (PDF: [A4](#) / [letter](#)) version of the thread.

Get Started

Sample ObsID used: 1801 (LETG/HRC–I, PKS2155–304)

File types needed: `evt2`; `pha2`; `asol1`; `bpix1`; `dtf1`

If you created a new bad pixel file by running the Creating a New Observation–Specific HRC Bad Pixel File thread, make sure that you have set up ardlb to use the same bad pixel file.

Determine Orders

An ARF needs to be calculated for each order in the observation. We can use *Prism* to examine the pha2 file and determine how many orders there are:

```
unix% prism hrcf01801N002_pha2.fits &
```

The tg_m column indicates the order of the observation (+/- 1, +/- 2, +/- 3) and the tg_part column indicates the grating (1 = HEG, 2 = MEG, 3 = LEG). In [this example](#), there are two rows for the LETG observation. HRC-I cannot resolve orders; +/- 1 refer to the total positive- and negative-side counts respectively.

Compute the Aspect Histogram (asphist)

The aspect solution files are used to create a binned histogram detailing the aspect history of the observation:

```
unix% punlearn asphist
unix% pset asphist infile=pcadf082337011N002_asol1.fits
unix% pset asphist outfile=asphist.fits
unix% pset asphist evtfile="hrcf01801N003_evt2.fits[chip_id=0]"
unix% pset asphist dtffile=hrcf01801_000N003_dtf1.fits
unix% asphist
Aspect Solution List Files (pcadf082337011N002_asol1.fits):
Aspect Histogram Output File (asphist.fits):
Event List Files (hrcf01801N003_evt2.fits[chip_id=0]):
Live Time Correction List Files for HRC (hrcf01801_000N003_dtf1.fits):

# asphist (CIAO 3.4): WARNING: skipping 8 livetime correction records
  (from time: 82336842.920687 to time: 82337011.020694)
```

In many cases there will be more than one asol1.fits file for an observation. *All* the files must be input to the infile parameter, either as a list or as a stack (see [ahelp stack](#) for more information).

The content of the parameter file may be checked using plist asphist.

Get Source Position (dmlist)

The source position is required as one of the inputs to mkgarf. This information can be easily obtained from the PHA2 file with dmlist:

```
unix% dmlist "hrcf01801N003_pha2.fits[SPECTRUM][cols x,y]" opt=data rows=1

-----
Data for Table Block SPECTRUM
-----

ROW      X              Y
-----
1        16511.480468750    16367.2802734375
```

The source in this example is located at (16511.480468750, 16367.2802734375).

Run mkgarf

Now we have all the information needed to run `mkgarf`. We will have to run the tool twice, once for each row in the PHA file:

A. For row 1, LEG, order = -1

```

unix% punlearn mkgarf
unix% pset mkgarf outfile=1801_-1_LEG_garf.fits
unix% pset mkgarf order=-1
unix% pset mkgarf asphistfile="asphist.fits[ASPHIST]"
unix% pset mkgarf engrid="grid(rmf.fits[cols ENERG_LO,ENERG_HI])"
unix% pset mkgarf detsubsys=HRC-I grating_arm=LEG
unix% pset mkgarf sourcepixelx=16511.480468750 sourcepixely=16367.2802734375
unix% mkgarf
Aspect Histogram File (include extension) (asphist.fits[ASPHIST]):
Output File Name (1801_-1_LEG_garf.fits):
Enter Grating order (-1):
Source X Pixel (16511.48046875):
Source Y Pixel (16367.2802734375):
Energy grid spec (grid(rmf.fits[cols ENERG_LO,ENERG_HI])):
Name of fits file with obs info (include extension)asphistfile -> asphist.fits[ASPHIST]:
NONE or Name of fits file with order sorting info (NONE):
Detector Name (HRC-I):
Enter Grating Arm (HEG|MEG|LEG) (LEG):
NONE, or name of ACIS window mask file (NONE):

```

B. For row 2, LEG, order = 1


```

unix% pset mkgarf order=1
unix% pset mkgarf outfile=1801_1_LEG_garf.fits
unix% mkgarf
Aspect Histogram File (include extension) (asphist.fits[ASPHIST]):
Output File Name (1801_1_LEG_garf.fits):
Enter Grating order (1):
Source X Pixel (16511.48046875):
Source Y Pixel (16367.2802734375):
Energy grid spec (grid(rmf.fits[cols ENERG_LO,ENERG_HI])):
Name of fits file with obs info (include extension)asphistfile -> asphist.fits[ASPHIST]:
NONE or Name of fits file with order sorting info (NONE):
Detector Name (HRC-I):
Enter Grating Arm (HEG|MEG|LEG) (LEG):
NONE, or name of ACIS window mask file (NONE):

```

The content of the parameter file may be checked using `plist mkgarf`.

Summary

The thread is now complete; the grating ARFs for this dataset are `1801_-1_LEG_garf.fits` and `1801_1_LEG_garf.fits`. Since this source is at the aimpoint/on-axis, the two garfs are nearly identical; [this plot](#)  shows the +1 order plotted on top of the -1 order. This is normal and is due to the fact that the detector is symmetric, flat, and has no holes or filter boundaries. Also, the HRC-I QEU file is fairly uniform. Off-axis observations will not have such a high degree of similarity between the -1 and +1 orders.

Compute LETG/HRC-I Grating ARFs – CIAO 3.4

Parameters for /home/username/cxods_param/asphist.par

```
#-----  
#  
#   Parameter file for the ASPECT HISTOGRAM Tool  
#  
#-----  
infile = pcadf082337011N002_asoll.fits Aspect Solution List Files  
outfile = asphist.fits      Aspect Histogram Output File  
evtfile = hrcf01801N002_evt2.fits[chip_id=0] Event List Files  
dtffile = hrcf01801_000N002_dtf1.fits Live Time Correction List Files for HRC  
(geompar = geom)          Parameter file for Pixlib Geometry files  
(res_xy = 0.5)           Aspect Resolution x and y in arcsec  
(res_roll = 600.)        Aspect Resolution roll in arcsec  
(max_bin = 10000.)       Maximal number of bins  
(clobber = no)           Clobber output  
(verbose = 0)            Verbose  
(mode = ql)
```

Parameters for /home/username/cxods_param/mkgarf.par

```
asphistfile = asphist.fits[ASP HIST] Aspect Histogram File (include extension)  
outfile = 1801_1_LEG_garf.fits Output File Name  
order = 1          Enter Grating order  
sourcepixelx = 16511.48046875 Source X Pixel  
sourcepixely = 16367.2802734375 Source Y Pixel  
engrid = grid(rmf.fits[cols ENERG_LO,ENERG_HI]) Energy grid spec  
obsfile = )asphistfile -> asphist.fits[ASP HIST] Name of fits file with obs info (include extension)  
#engrid,f,a,"0.3:10:0.1",,, "Energy grid spec"  
#engrid,f,a,"grid(rmf.fits[cols ENERG_LO,ENERG_HI])",,, "Energy grid spec"  
osipfile = NONE      NONE or Name of fits file with order sorting info  
maskfile = NONE      NONE, or name of ACIS window mask file  
detsubsys = HRC-I    Detector Name  
grating_arm = LEG     Enter Grating Arm  
(mirror = hrma)      Mirror Name  
(pbkfile = NONE)     NONE, or the name of the parameter block file  
(dafile = NONE)      NONE, CALDB, or name of ACIS dead-area calibra(arplibparfile = arplib)  
(geompar = geom)     Parameter file for Pixlib Geometry files  
(verbose = 0)        Verbosity  
(clobber = no)       Overwrite existing files?  
(mode = ql)          Enter mode for parameter file.
```

History

- 22 Dec 2004 updated for CIAO 3.2: minor changes to parameter files; canned gARFs are no longer available in the CALDB, removed "Choosing an RMF" section
- 20 Jun 2005 CIAO 3.2.2 patch: change to asphist parameter file
- 06 Dec 2005 updated for CIAO 3.3: new asphist tool syntax (the GTI filter is associated with the event file instead of the aspect solution file)
- 01 Dec 2006 updated for CIAO 3.4: CIAO version in warning; ChIPS version; parameter file updates for mkgarf

Compute LETG/HRC-I Grating ARFs – CIAO 3.4

URL: http://cxc.harvard.edu/ciao/threads/mkgarf_letghrci/

Last modified: 1 Dec 2006

Image 1: PHA2 file displayed in prism

prism-1 : hrcf01801N002_pha2.fits

File Edit Navigate Visualization Session Analysis

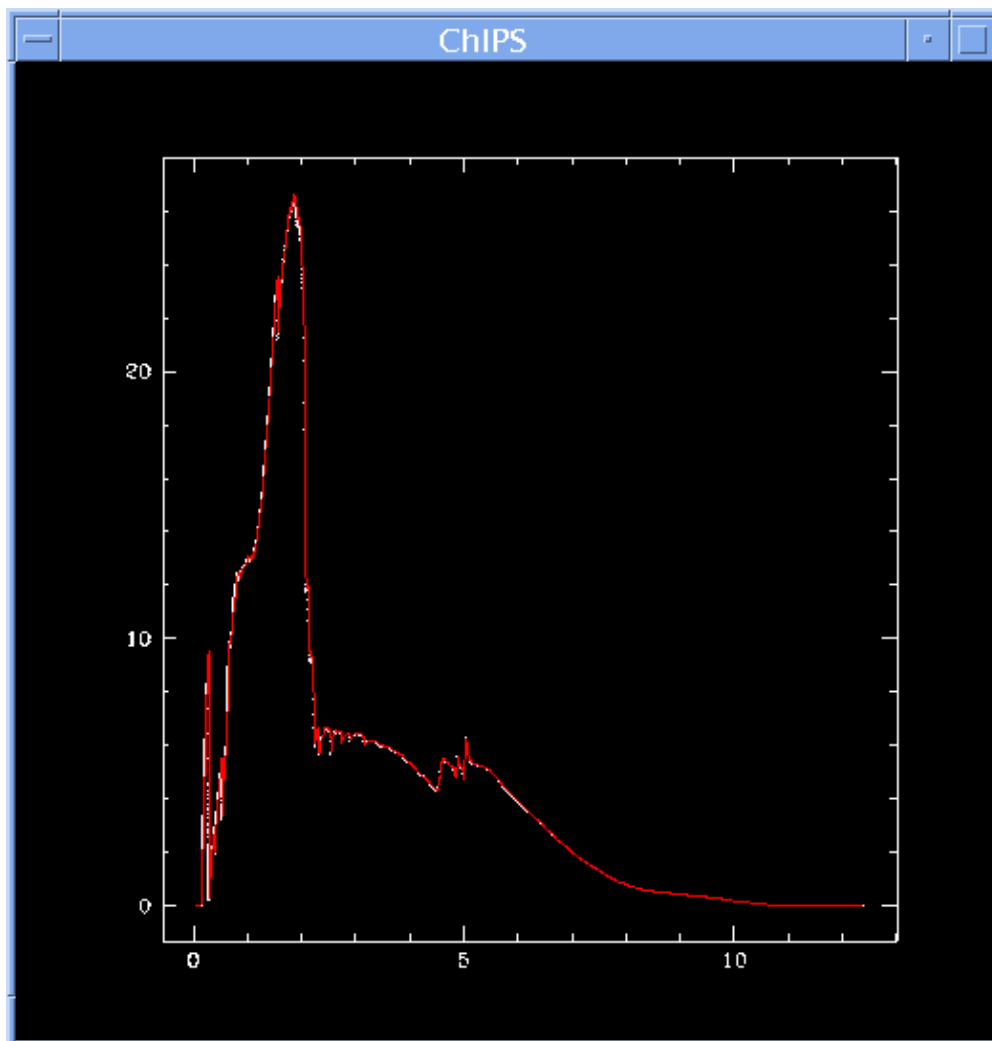
IMAGE PRIMARY NULL	COMMENT This FITS file may contain long string keyword values that are
TABLE SPECTRUM 13 cols, 2 rows	COMMENT continued over multiple keywords. The HEASARC convention uses
TABLE REGION 11 cols, 6 rows	COMMENT character at the end of each substring which is then continued
	COMMENT on the next keyword which has the name CONTINUE.
	DATE 2001-03-02T05:54:24 / Date and time of file creation
	DATE-OBS 2000-08-10T23:20:27 / Date and time of observation start
	DATE-END 2000-08-11T03:16:55 / Date and time of observation stop
	TIMESYS TT / Time system
	MJDREF 50814.0 / MJD zero point for times
	TIMEZERO 0 / Clock correction

	SPEC_NUM	TG_M	TG_PART	TG_SRCID	X	Y	CHANNEL	COUNTS
Units					pixel	pixel		count
Types	short	short	short	short	float	float	short	short
1	1	-1	3	1	16511.5	16367.3	short[16384]	short[16384]
2	2	1	3	1	16511.5	16367.3	short[16384]	short[16384]

View Mode: Read Only Processing : 1 of 2

Wed 05-Dec 11:34:28 Loading file hrcf01801N002_pha2.fits

Image 2: The +1 order plotted over the -1 order



The following *ChIPS* session was used to create the plot:

```
unix% chips
Welcome to ChIPS, version CIAO 3.4
Copyright (C) 1999-2003, Smithsonian Astrophysical Observatory

chips> curve "1801_-1_LEG_garf.fits[cols ENERG_HI,SPECRESP]"
chips> symbol point
chips> curve "1801_1_LEG_garf.fits[cols ENERG_HI,SPECRESP]"
chips> curve simpleline
chips> symbol none
chips> curve red
```

Compute LETG/HRC-I Grating ARFs – CIAO 3.4